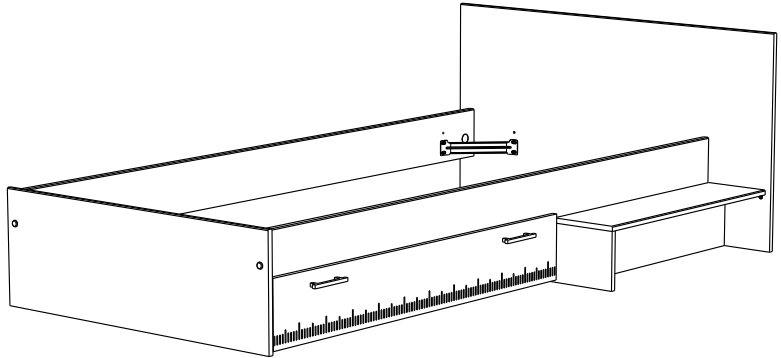


2498L2TM



PARISOT S.A.S. , 70800 ST LOUP SUR SEMOUSE -FRANCE-



IMPORTANT KEEP FOR FUTURE REFERENCE

WARNING: NOT SUITABLE FOR CHILDREN UNDER 4 YEARS.

WARNING: DO NOT PLACE THIS CHILD'S BED NEAR HEAT SOURCES, WINDOWS AND OTHER FURNITURE.

WARNING: DO NOT USE THIS CHILD'S BED IF ANY PART IS BROKEN, TORN OR MISSING.

IMPORTANT : CONSERVER CETTE NOTICE POUR UTILISATION FUTURE

ATTENTION! NE PAS UTILISER POUR ENFANTS DE MOINS DE 4 ANS.

ATTENTION ! NE PAS PLACER CE LIT ENFANT PRES DE SOURCES DE CHALEUR, DE FENETRES ET D'AUTRES MEUBLES.

ATTENTION ! NE PAS UTILISER CE LIT POUR ENFANT SI UNE PIECE EST CASSEE, DECHIREE OU MANQUANTE.



FR Remerciements :

Nous vous remercions d'avoir choisi un meuble créé et fabriqué par le Groupe Parisot et espérons qu'il vous donnera entière satisfaction.

EN Thanks:

Thank you for choosing furniture designed and manufactured by the Parisot Group. We hope you are totally satisfied with your purchase.

DE Danksagung:

Wir danken Ihnen für den Kauf eines Frankreich von der Parisot-Gruppe entworfenen und hergestellten Möbelstücks und hoffen, dass Sie es zu Ihrer vollkommenen Zufriedenheit finden werden.

ES Agradecimientos:

Les damos las gracias por haber elegido un mueble diseñado y fabricado por el Groupe Parisot y esperamos que sea de su total agrado.

PT Agradecimentos:

Obrigado por ter escolhido um móvel concebido e fabricado pelo Grupo Parisot, esperando que seja do seu inteiro agrado.

IT Ringraziamenti:

Grazie per avere scelto un mobile progettato e fabbricato dal Gruppo Parisot. Speriamo soddisfatti appieno le vostre esigenze.

NL Bedankje:

Wij bedanken u voor de aankoop van een door de Groep Parisot ontworpen en vervaardigd meubel en hopen dat u er veel plezier aan zult beleven.

CZ Poděkování:

Děkujeme, že jste si vybrali nábytek navržený a vyrobený společností Parisot Group. Doufáme, že budete svým nákupem naprosto spokojeni.

HU Köszönet:

Köszönjük, hogy a Parisot Groupe által létrehozott és gyártott bútort választott, reméljük, hogy elégedett lesz a termékkel.

PL Podziękowania:

Dziękujemy za wybór mebli stworzonych i wyprodukowanych przez Grupę Parisot. Mamy nadzieję, że będziecie Państwo w pełni zadowoleni z zakupu.

RO Mulțumiri:

Vă mulțumim că ați ales un articol de mobilier conceput și fabricat de Grupul Parisot și sperăm că veți fi pe deplin satisfăcuți de acesta.

RU Благодарность:

Мы благодарим вас за то, что вы выбрали мебель, созданную и произведенную Групп Паризо, и надеемся, что вы будете полностью удовлетворены нашей продукцией.

SK Pod'akovanie:

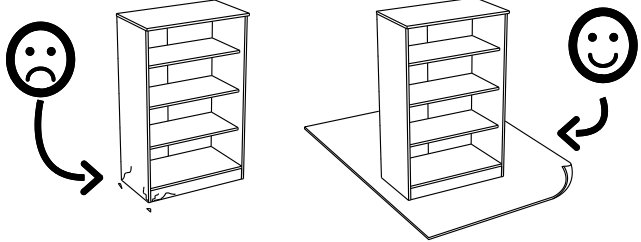
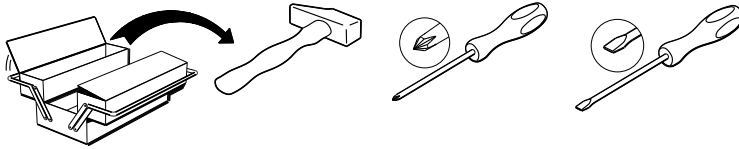
Ďakujeme, že ste si vybrali nábytok navrhnutý a vyrobený spoločnosťou Parisot Group. Dúfame, že budete svojim nákupom absolútne spokojní.

TR Teşekkür ederiz:


Parisot Group tarafından tasarlanan ve üretilen bu mobilyayı seçtiğiniz için teşekkür ederiz. Ürünümüzden memnun kalmanızı ümit ederiz.

AR : شكر

نشكركم لاختياركم هذه القطعة من الأثاث من تصميم وتصنيع مجموعة باريسو Parisot ونتمنى أن تنال رضائكم.



contact@parisot.com



www.parisot.com

FR – NOTICE D'EMPLOI

Lit pour enfant conforme à BS 8509:2008 + A1 : 2011

Matelas à utiliser : 2000 x 900, Hauteur maxi : 200mm

Toutes les quincailleries d'assemblage doivent être serrés correctement et vérifiés régulièrement.

Les enfants sont susceptibles de jouer, rebondir, sauter et grimper sur les lits; c'est pourquoi le lit pour enfant ne sera pas placé trop près d'autres meubles, de fenêtres, de cordons pour stores, de cordages à rideaux, ou d'autres câbles et cordes; et il devra être placé contre un mur ou bien à une distance minimale de 300 mm entre le mur et le côté du lit.

Tout élément de remplacement devra être obtenu du fabricant exclusivement

Entretien :

Avant de nettoyer, dépoussiérer soigneusement avec un chiffon doux et propre.

Mettre le produit sur le chiffon plutôt que sur le meuble.

Ne jamais mouiller copieusement.

Ne jamais utiliser de poudre ou éponges à récurer, de laine d'acier ou de lessive décapante.

Dépoussiérer les coulisses de tiroir et lubrifier les axes de charnières.

EN - DIRECTIONS FOR USE

Child's bed conforms to BS 8509:2008 + A1 : 2011

Mattress to be used: 2000 x 900, maxi height: 200mm

Bed is designed to be dismantled for storage or transportation.

All assembly fittings should always be tightened properly and checked periodically.

Children are likely to play, bounce, jump and climb on beds, therefore the child's bed should not be placed too close to other furniture or windows, blind cords, curtain pulls or other strings or cords, and should be placed either tight to any wall or have a gap of 300 mm between the wall and the side of the bed.

Any replacement parts should be obtained from the manufacturer.

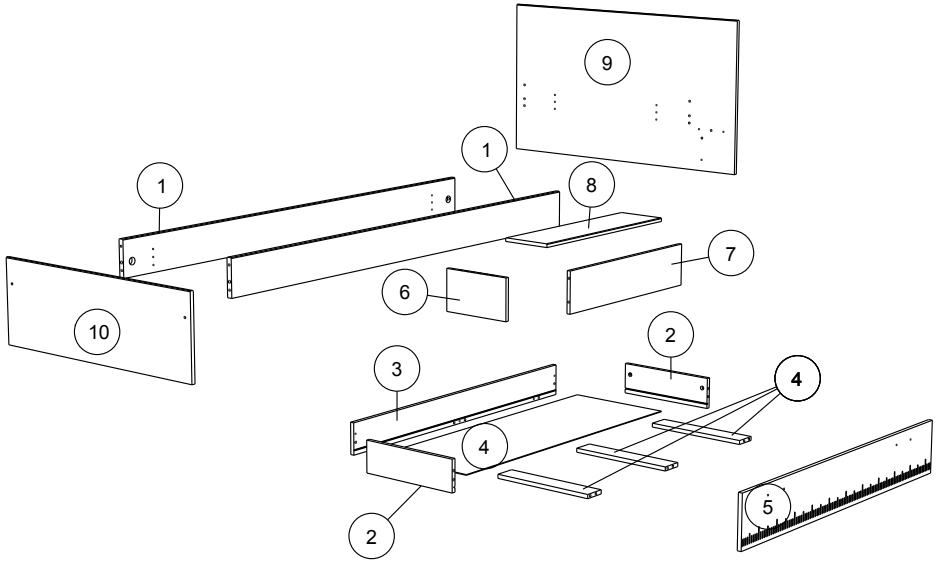
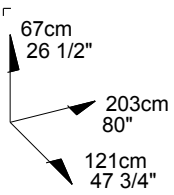
Maintenance:

Before cleaning, carefully dust with a clean, soft cloth.

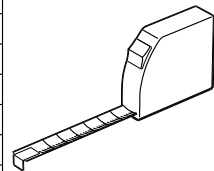
Put any dusting product on the cloth rather than on the cabinet.

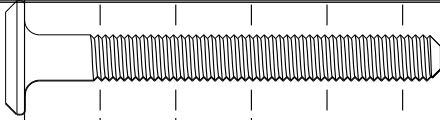
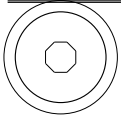
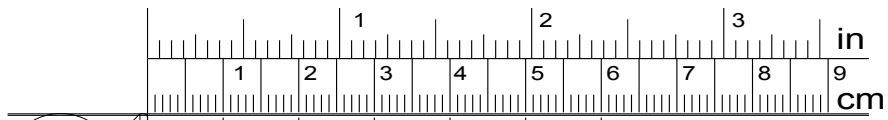
Avoid overly wetting.

Never use scouring powders or sponges, steel wool or abrasive cleaning products. Dust drawer slides and lubricate hinges.



		mm			inch		
⑥	x 1	302	175	15	11 7/8	6 7/8	9/16
④	x 3	394	77	15	15 1/2	3	9/16
②	x 2	394	120	15	15 1/2	4 3/4	9/16
⑦	x 1	763	175	15	30 1/16	6 7/8	9/16
⑧	x 1	780	210	15	30 11/16	8 1/4	9/16
⑩	x 1	980	335	15	38 9/16	13 3/16	9/16
③	x 1	1194	121	15	47	4 3/4	9/16
⑤	x 1	1210	194	15	47 5/8	7 5/8	9/16
⑨	x 1	1210	669	15	47 5/8	26 5/16	9/16
①	x 2	2000	155	22	78 3/4	6 1/8	7/8
④	x 1	1172	406	3	46 1/8	16	1/8

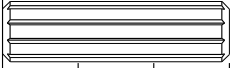




BLZ x 4



HV x 1



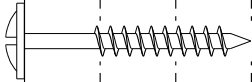
ADM x 23



BSD x 15



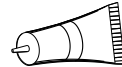
BML x 2



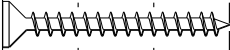
WH x 4



VU x 4



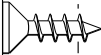
CF x 1



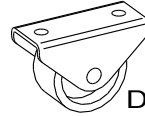
ZO x 2



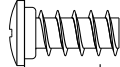
Ai x 15



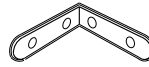
VG x 11



DM x 4



VB x 16



LN x 1



POIx2

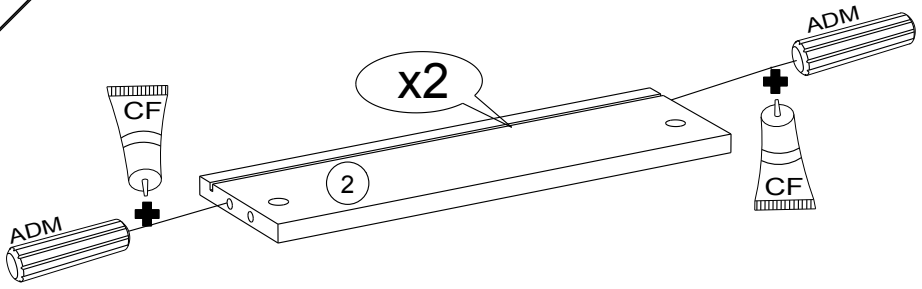


BAG x 1

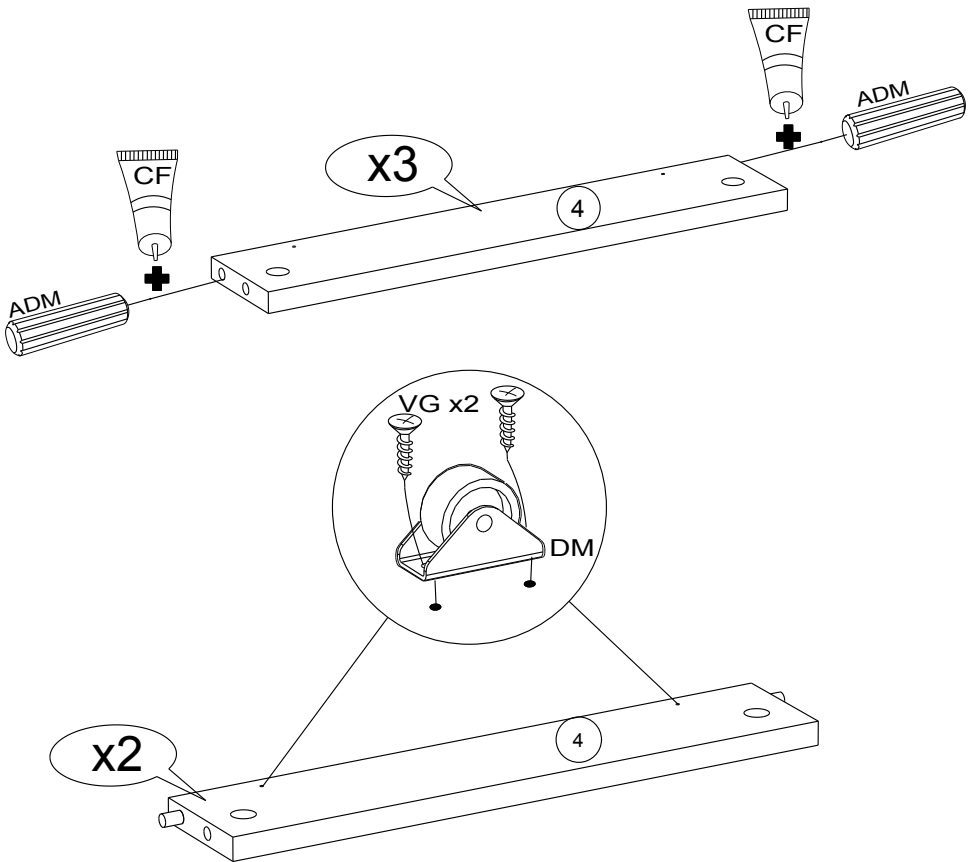


BLR x 4

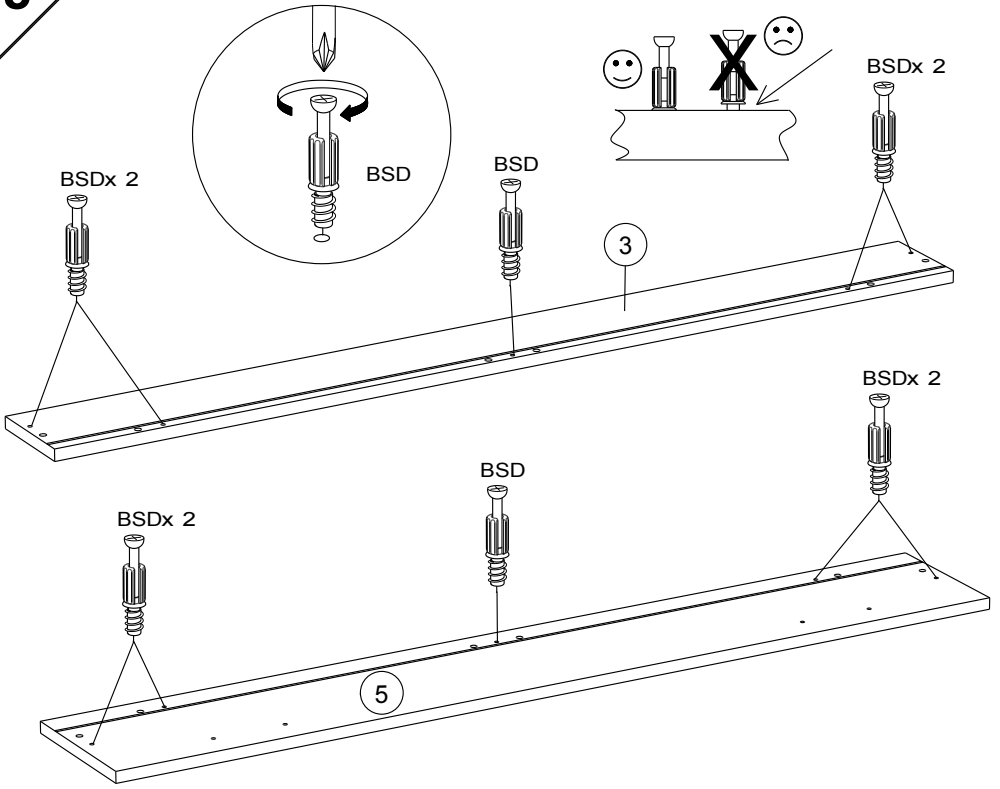
1



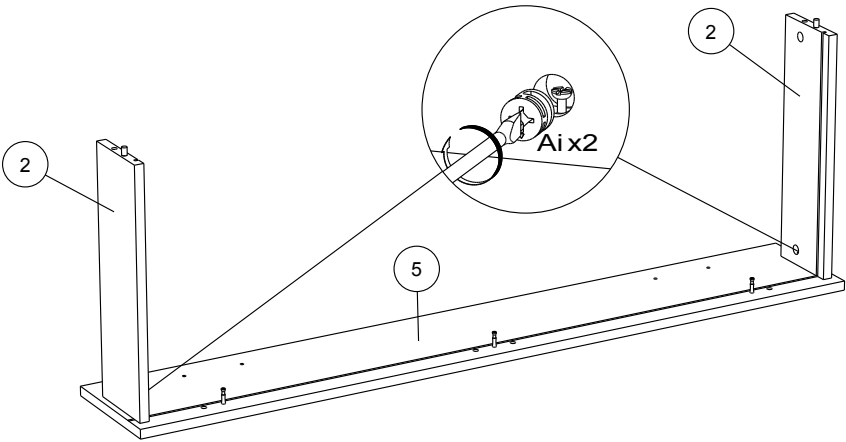
2



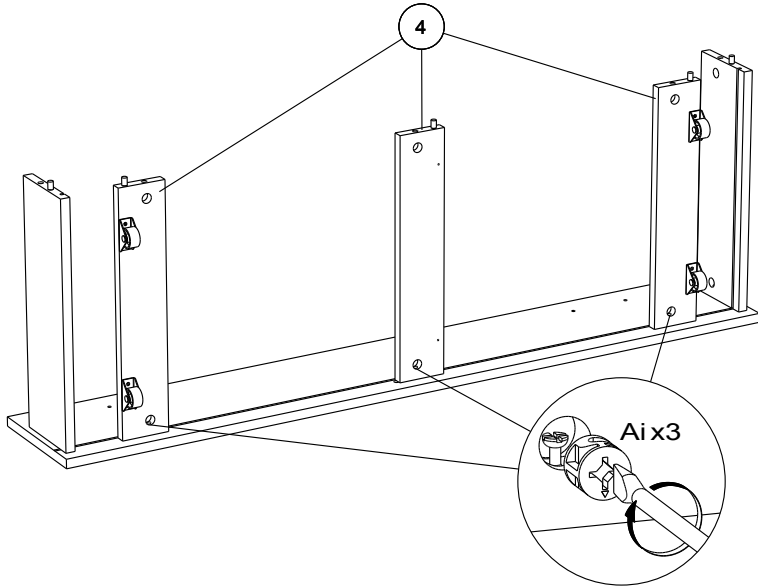
3



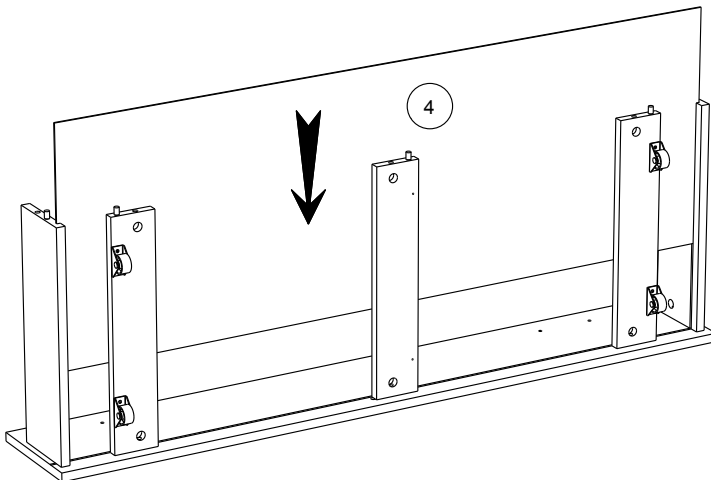
4



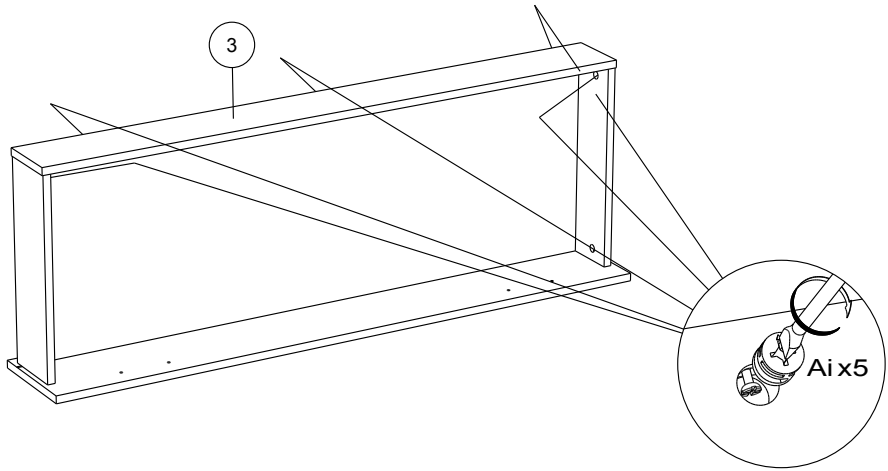
5



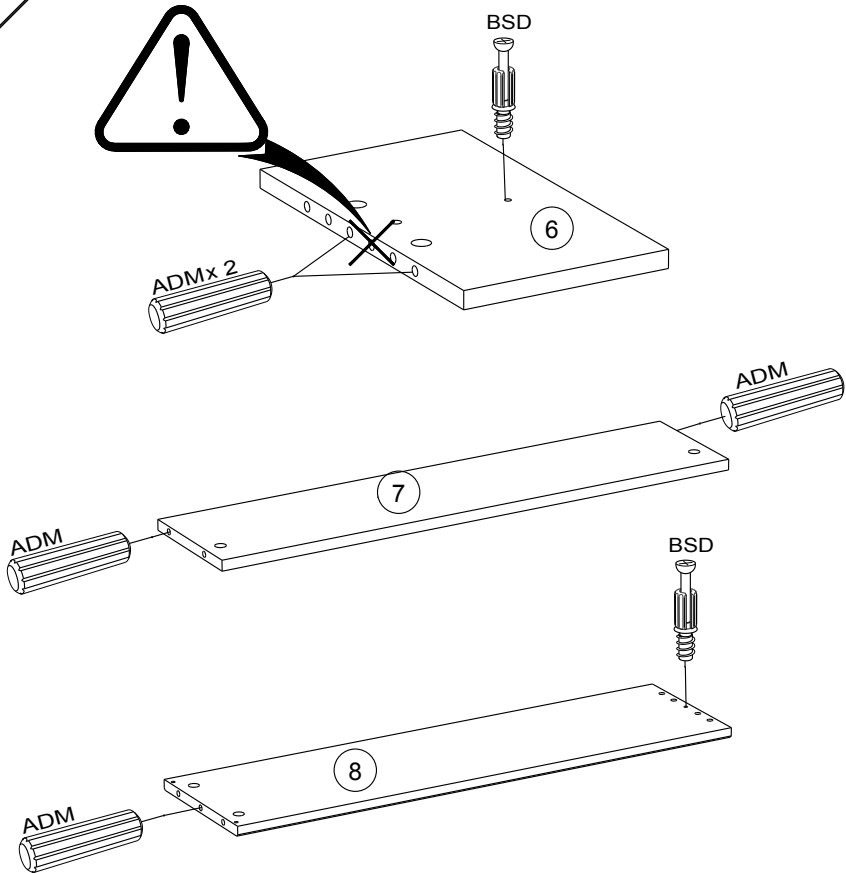
6



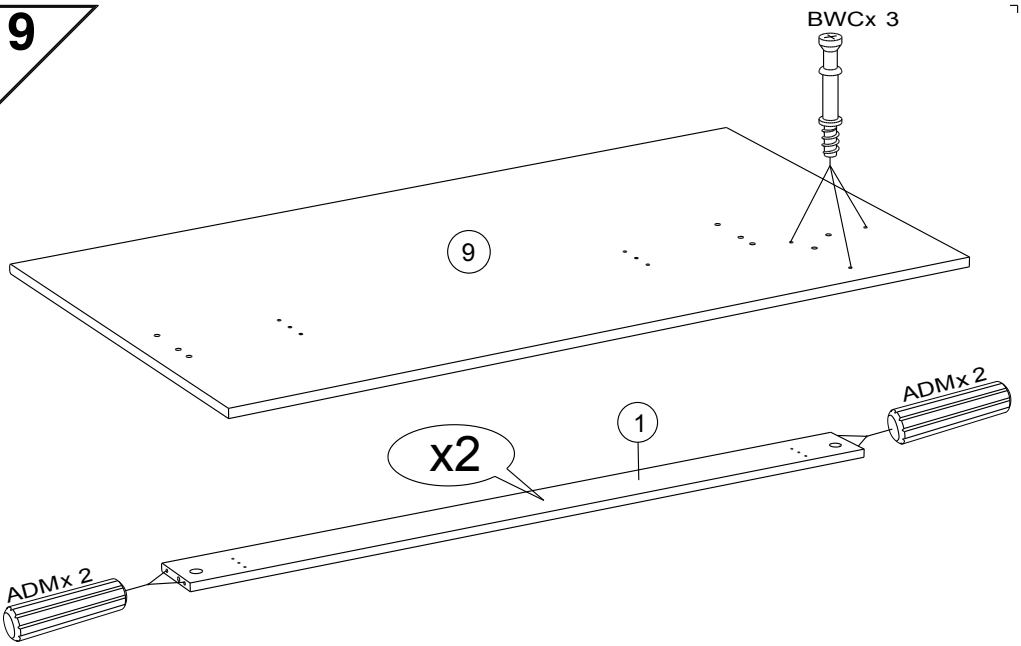
7



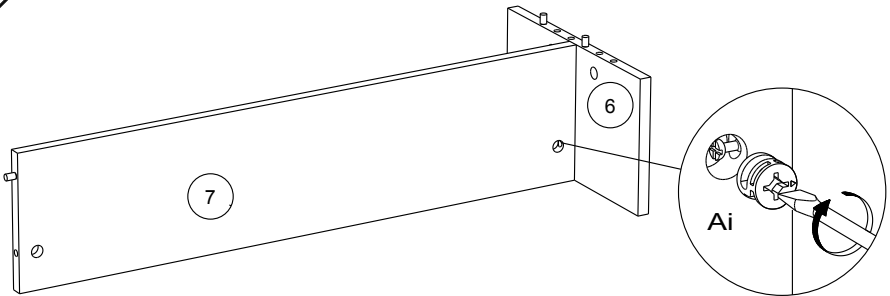
8



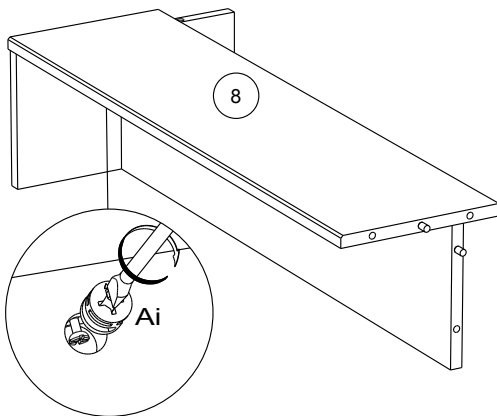
9



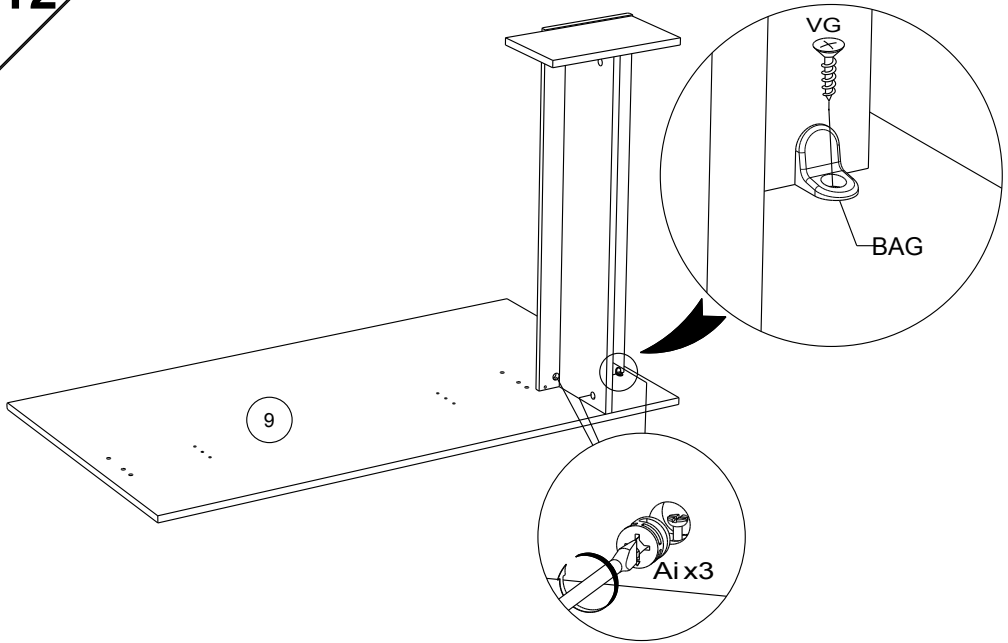
10



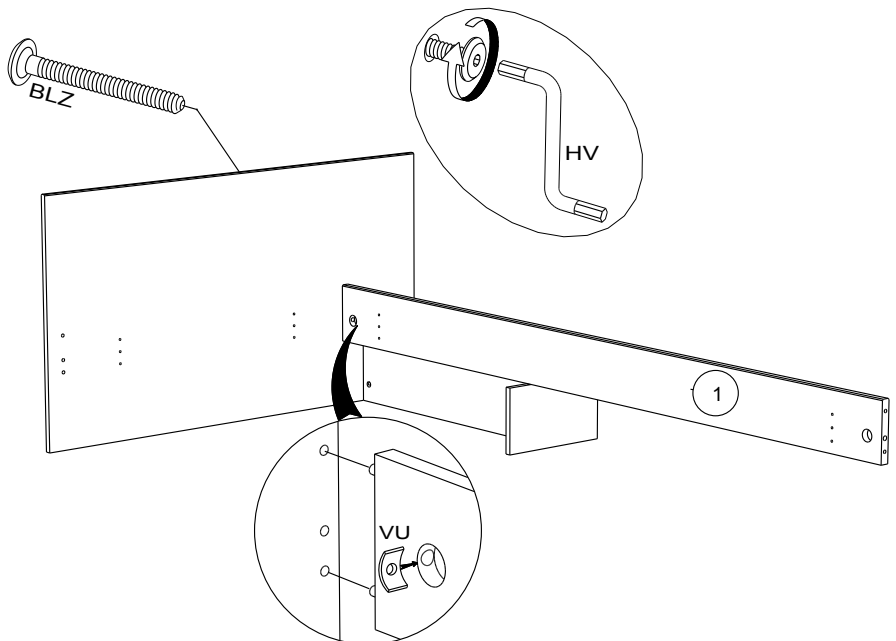
11



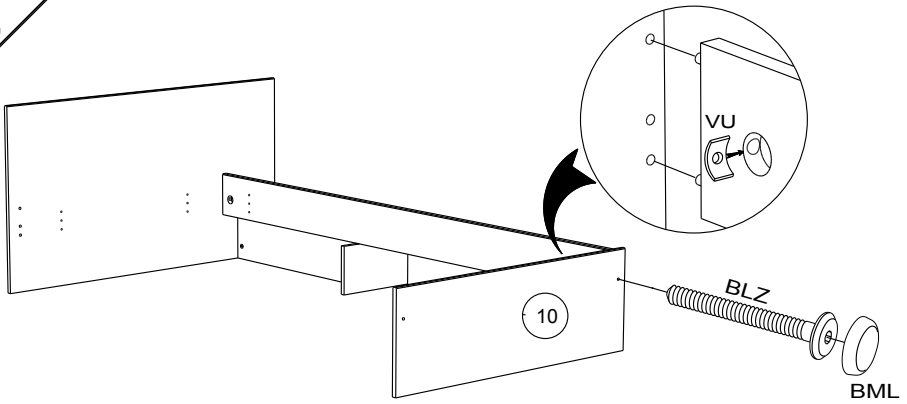
12



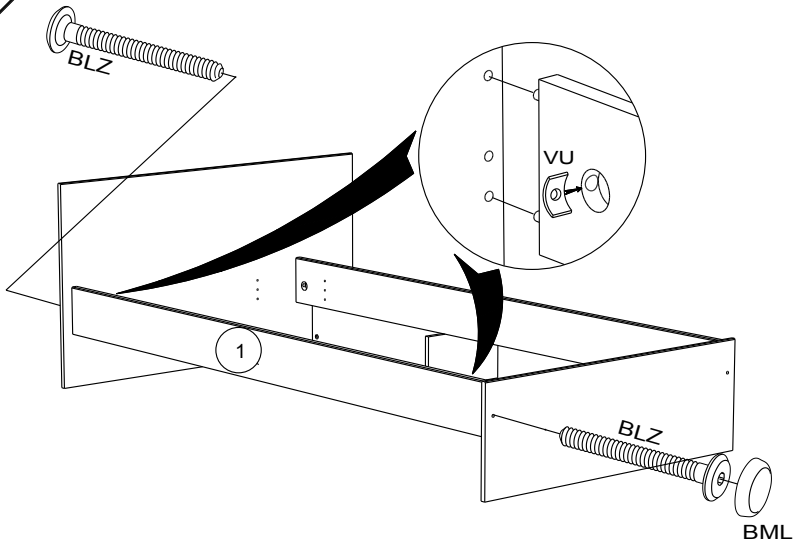
13



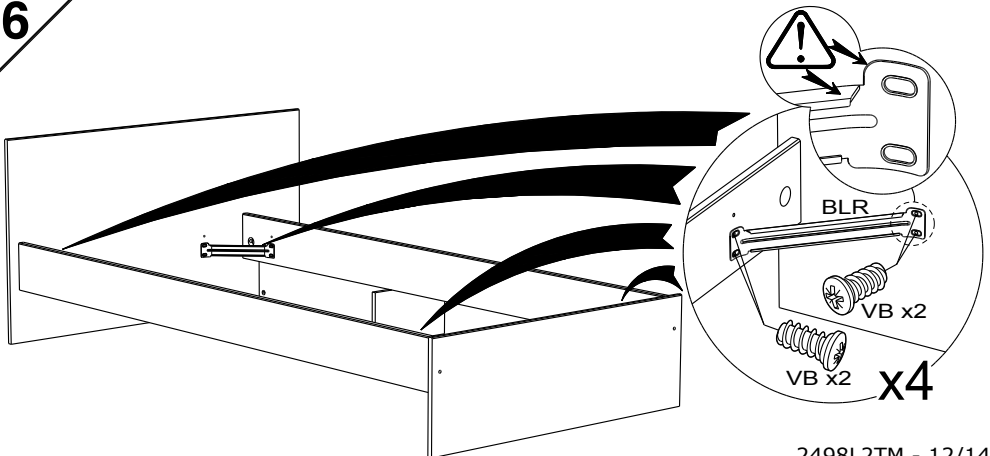
14



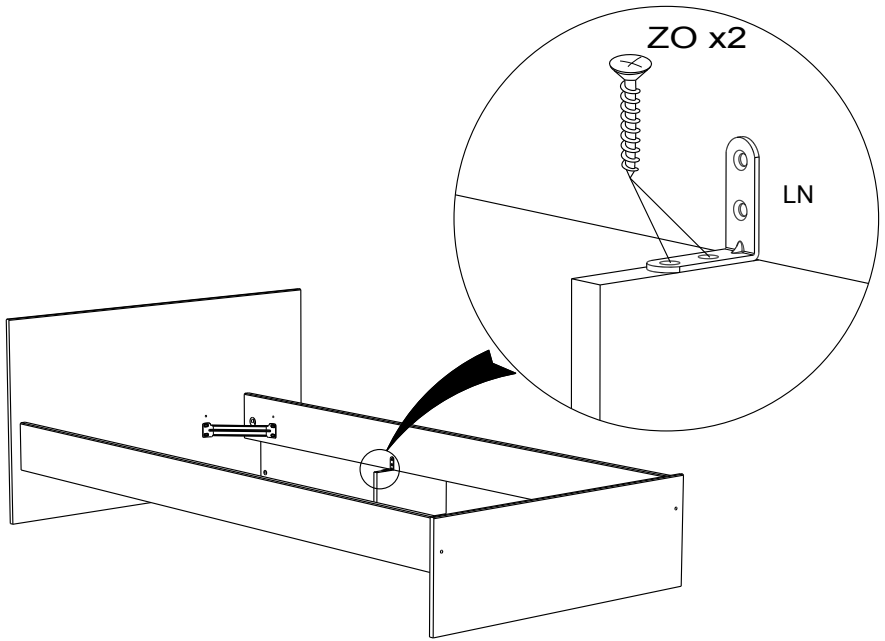
15



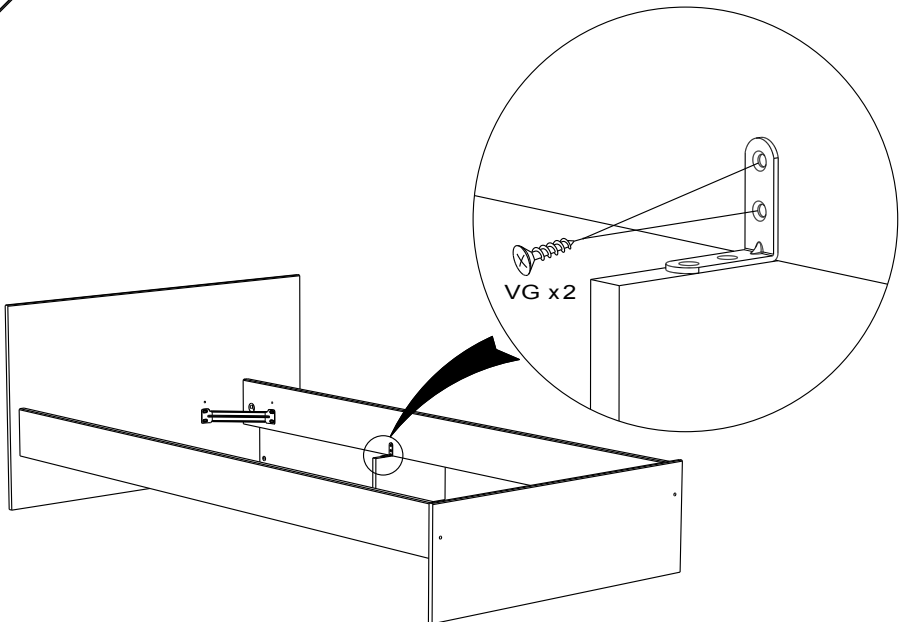
16

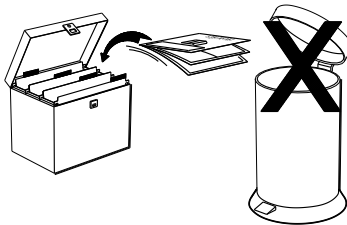
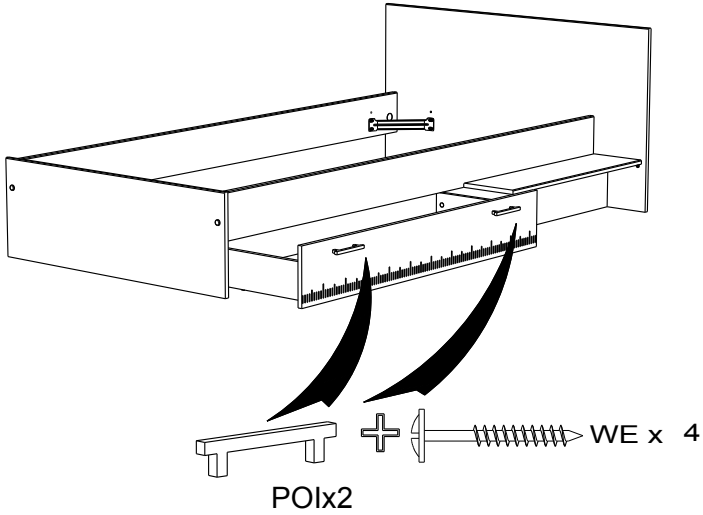


17



18





Faites un geste pour l'environnement en triant vos déchets d'emballage
Make a gesture for the environment by sorting out your waste of packaging
Machen Sie eine Bewegung für die Umwelt, ihre Verpackungsabfälle sortierend
Haga un gesto para el medio ambiente escogiendo sus residuos de embalaje